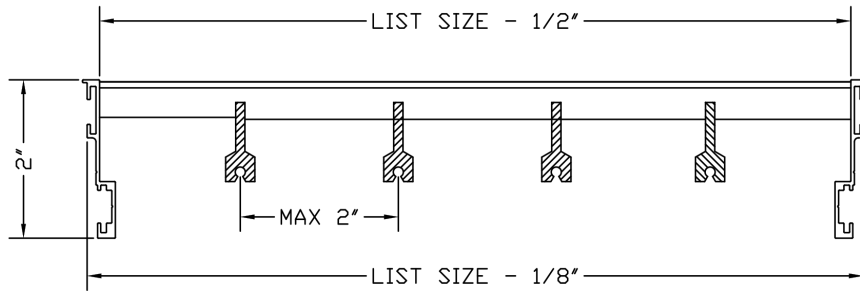
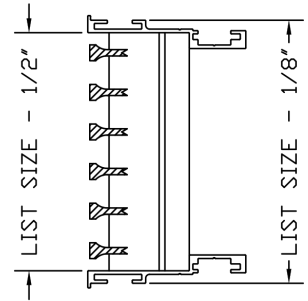





- Reinforced heavy duty core with supports every 2".
- No flange frame designed for a clean, built-in appearance.
- Fully extruded, high quality aluminum construction for a stylish appearance.
- Fixed blades parallel to the long dimension.
- Available on 1/2" increments as standard. Custom sizes available down to 1/16" increments.
- Available with durable powder coat finish.



**3 DAY SHIP**  
ANY SIZE. ANY MODEL.  
GUARANTEED

**1. Select a Blade Option**

- 00 - 0° Deflection
- 01 - 0° Pencil Proof
- 15 - 15° Deflection
- 30 - 30° Deflection
- 82 - 0° Air Flow
- 84 - 0° Heel Proof

**2. Select a Mounting Option**

- C - Concealed Brackets (Not for Floor Use)
- TB - No Mounting

**3. Specify the Length x Height Dimensions**

Inches  MM \_\_\_\_\_ x \_\_\_\_\_

**4. Select a Finish**

- W - White
- S - Silver
- B - Brown
- M - Mill
- FB - Flat Black
- Special: \_\_\_\_\_

**5. Select a Lead Time**

- 3 Day Ship
- Next Friday
- Standard Delivery

Available for floor use in continuous lengths and up to 8" heights.

**Additional Options**  
See specific submittal pages for options listed below.

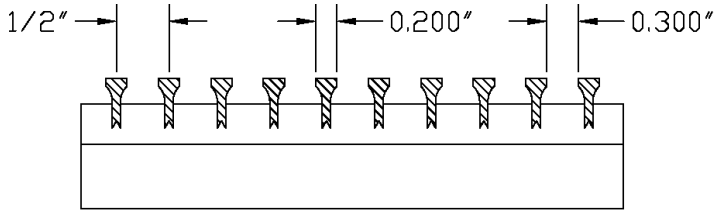
- D - Opposed Blade Damper
- R - Removable Core

**Project / Location:** \_\_\_\_\_  
**Architect:** \_\_\_\_\_  
**Engineer:** \_\_\_\_\_  
**Contractor:** \_\_\_\_\_

## BLADE OPTIONS

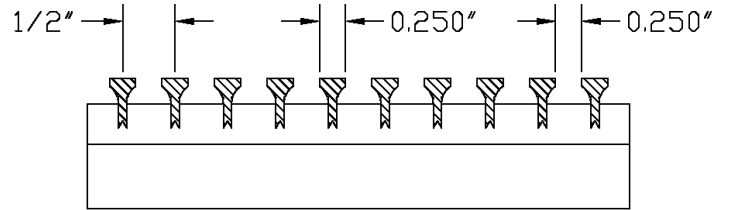
**-00**

0° 13/64" blades on 1/2" centers



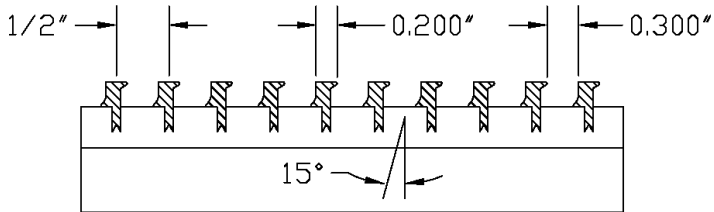
**-01**

0° 1/4" blades on 1/2" centers



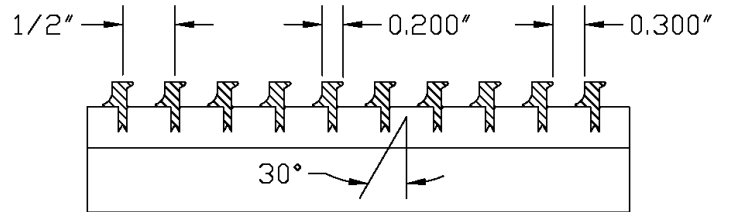
**-15**

15° 13/64" blades on 1/2" centers



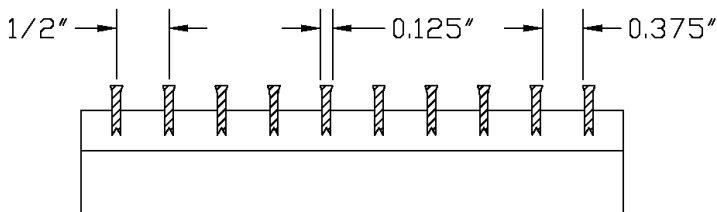
**-30**

30° 13/64" blades on 1/2" centers



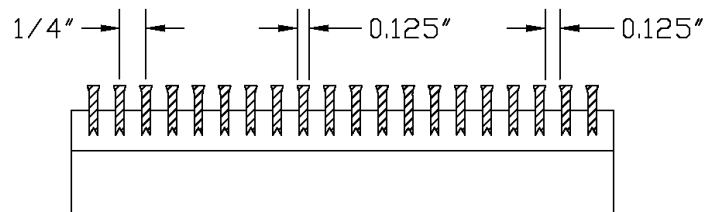
**-82**

0° 1/8" blades on 1/2" centers



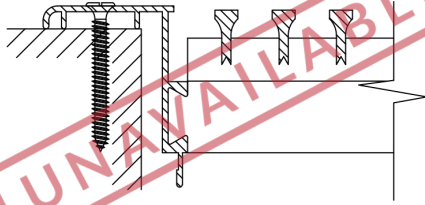
**-84**

0° 1/8" blades on 1/4" centers



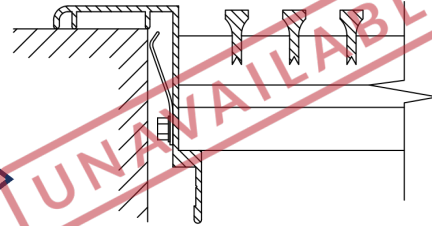
## MOUNTING

**-A**  
Screw Holes



Color matched screws with countersunk screw holes.

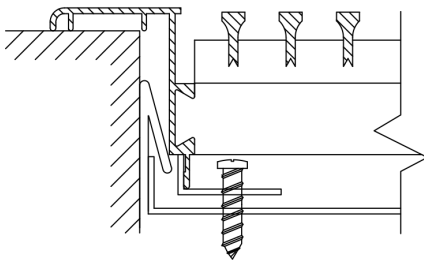
**-B**  
Spring Clips



Hidden clips behind the flange to keep the grille secure in the opening. Only suitable for floor & sill applications.

These mounting options are only available with flanged grilles.

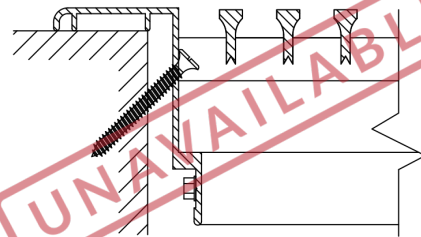
**-C**  
Concealed Brackets



Product is fastened to duct-mounted brackets, which are concealed behind the blades.

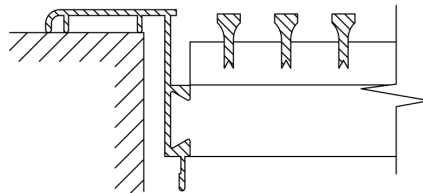
Concealed Brackets are not suitable for floor use.

**-D**  
Sidewall Screw Holes



Screw holes are drilled at a 45° angle on inner flange. Only available with Removable Core.

**-TB**  
No Mounting



Designed for lay-in ceiling and custom applications. For lay-in, order 2" under to account for flange.

e.g. 22" x 10" will have O.D. 23-11/16" x 11-11/16" and fit a standard 24" x 12" T-bar opening.