

VEXE

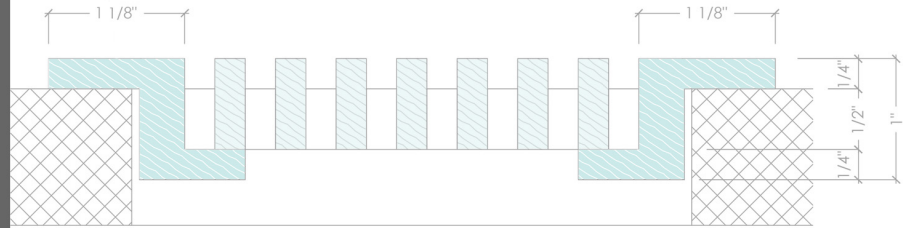
BAR GRILLES

INSTALLATION / FASTENING GUIDES

S FRAME



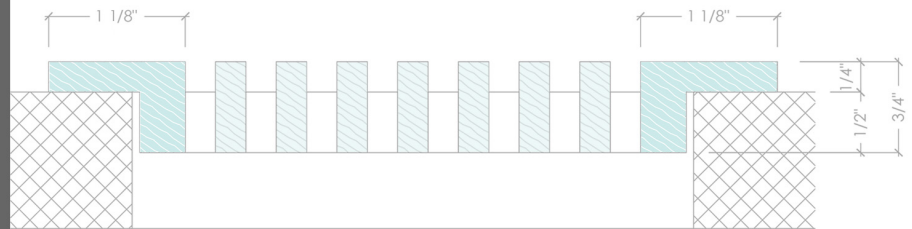
DROP-IN FRAME WITH REMOVABLE CORE OPTION.



F FRAME



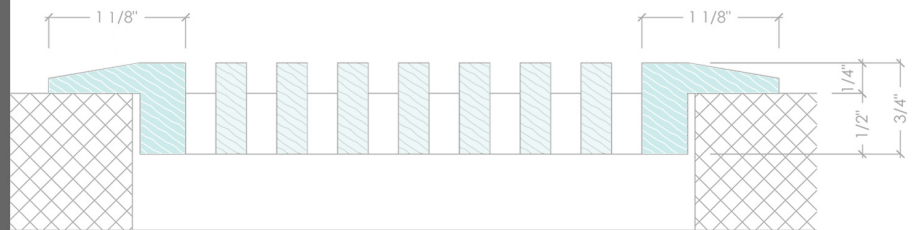
DROP-IN FRAME WITH FIXED CORE ONLY.



B FRAME




DROP-IN FRAME WITH BEVELED EDGE FOR LOWER PROFILE APPEARANCE, AND ALSO A REDUCED TRIP HAZARD. FIXED CORE ONLY.



i FRAME



INSET FLUSH FRAME MOUNT WITH A REMOVABLE CORE OPTION. CONTRACTOR NEEDS TO PREPARE OPENING CAREFULLY.

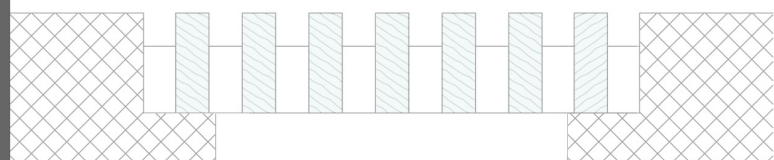


CORE ONLY

(NO FRAME)



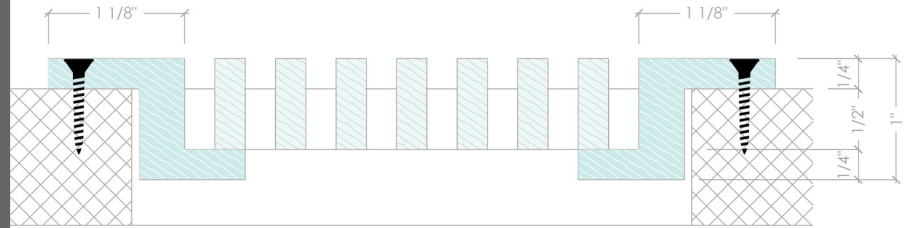
NO FRAME / CORE ONLY FOR INSET APPLICATION. CONTRACTOR NEEDS TO PREPARE OPENING OR CUSTOM BUILD A FRAME.



S FRAME



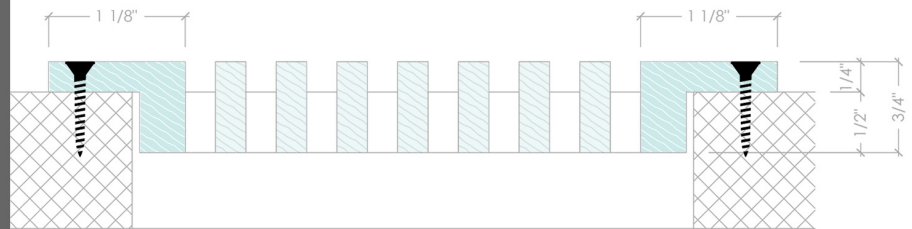
DROP-IN FRAME WITH MOUNTING SCREW HOLES AND REMOVABLE CORE OPTION.



F FRAME



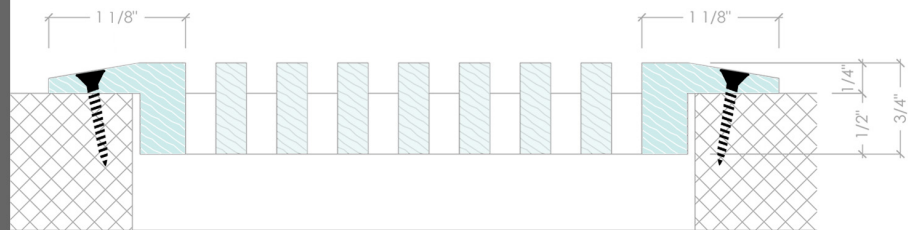
DROP-IN FRAME WITH MOUNTING SCREW HOLES AND FIXED CORE ONLY.



B FRAME



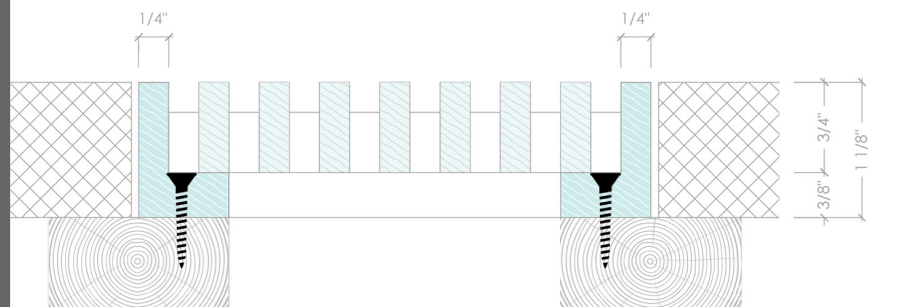
DROP-IN FRAME WITH BEVELED EDGE FOR LOWER PROFILE APPEARANCE AND REDUCED TRIP HAZARD. FIXED CORE ONLY.



i FRAME



INSET FLUSH MOUNT FRAME WITH MOUNTING SCREW HOLES AND REMOVABLE CORE OPTION. CONTRACTOR NEEDS TO PREPARE OPENING CAREFULLY.



CORE ONLY

(NO FRAME)



NO FRAME / CORE ONLY FOR INSET APPLICATION. CONTRACTOR NEEDS TO PREPARE OPENING CAREFULLY OR BUILD CUSTOM FRAME.

