


Bar Linear No Flange Grilles

DABLN



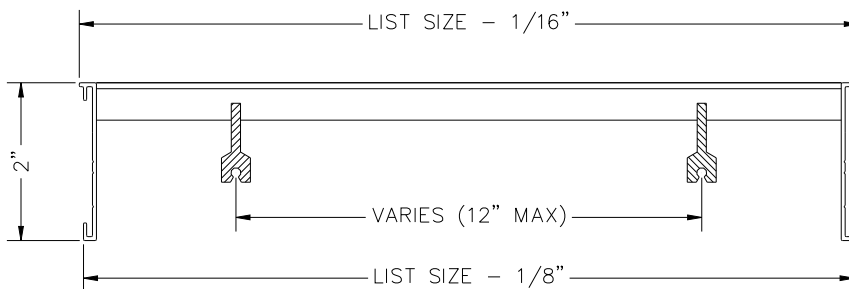
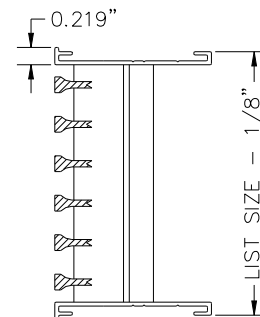
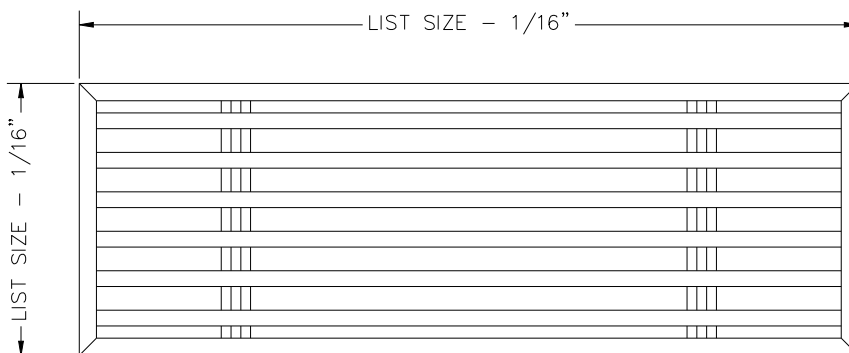
- Fully extruded aluminum construction
- No flange frame designed for a stylish built-in look
- Fixed blades designed for long straight air throw
- Sections longer than 84" are joined together for continuous appearance with the aligning pins provided
- End caps are included (open ends can be specified if required)
- Available on 1/2" increments as standard
- Custom sizes available but extra charge may apply
- Durable powder coat painted finish
- Plaster finishing is the responsibility of the installer

HOW TO ORDER

DABLN - 00 - TB 30 x 4 COLOR

Blade	Mounting	Length &	White, Silver
-00,-01,-15	C or TB	Height	Mill or Brown
-30,-82,-84			

Not suitable for floor use



- Improved frame design for a better fit
- Now List Size - 1/16"



DESCRIPTION	DABLN
FACE BLADES	Horizontal Fixed
REAR BLADES	n/a
DAMPER	n/a
MATERIAL	Aluminum
COLOR	White/Silver/Brown/Mill

JOB NAME: _____

LOCATION: _____

ARCHITECT: _____

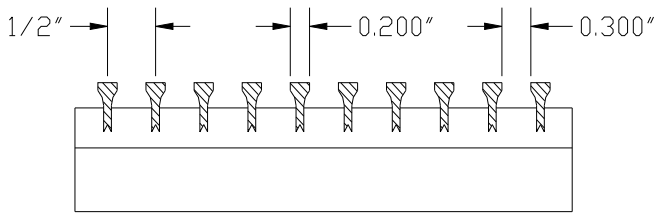
ENGINEER: _____

CONTRACTOR: _____

Bar Linear Blade Options

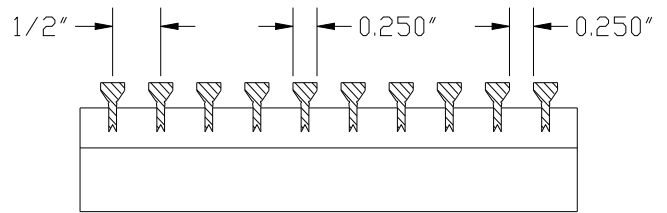
-00-

0° 13/64" blades on 1/2" centers



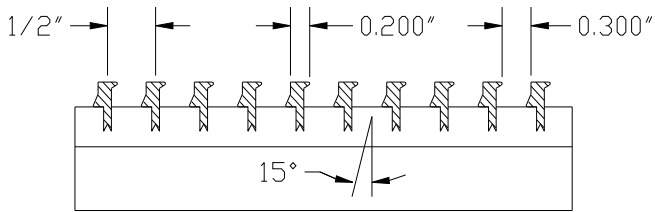
-01-

0° 1/4" blades on 1/2" centers



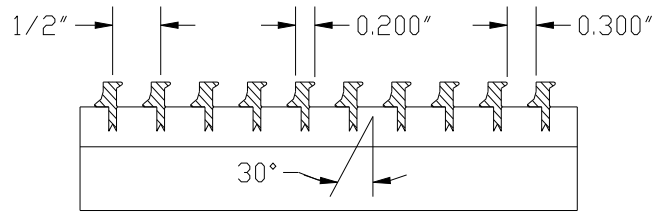
-15-

15° 13/64" blades on 1/2" centers



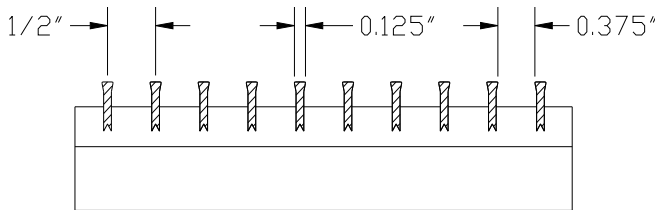
-30-

30° 13/64" blades on 1/2" centers



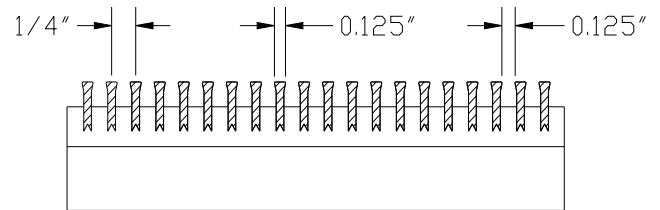
-82-

0° 1/8" blades on 1/2" centers



-84-

0° 1/8" blades on 1/4" centers

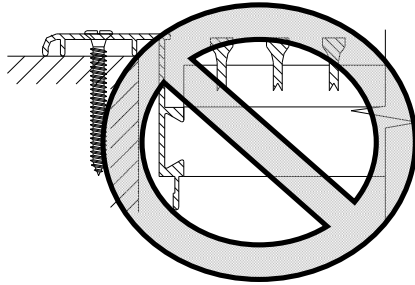


- Additional charges apply for the -84 core option

Bar Linear Mounting Options

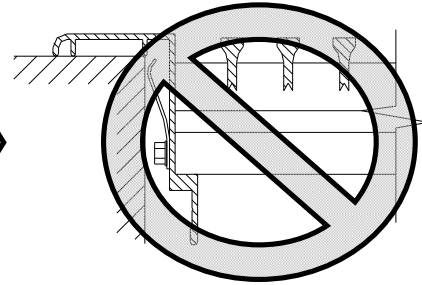
**-A
SCREWS**

Color matched screws with countersunk screw holes.
Suitable for ceiling, wall, sill or floor installation.



**-B
SPRING CLIPS**

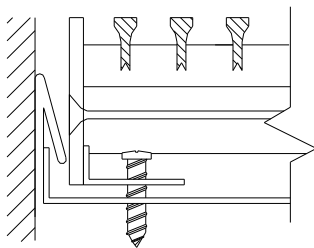
Clips behind the flange keep grille snug in opening and are not visible from the face.
Only for floor and sill applications.
NOT suitable for wall or ceiling use.



These mounting options are only available with flanged grilles

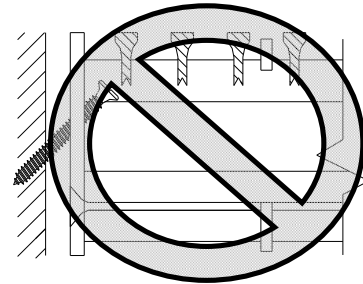
**-C
CONCEALED BRACKETS**

Grille gets fastened to duct-mounted brackets that are concealed behind the blades.
Suitable for ceiling, wall or sill installation.



**-D
SIDEWALL SCREW HOLES**

Screw holes drilled at 45° on inner flange.
Only available with **-R Removable core.**
(Removable option not available for floor)
Suitable for ceiling, wall or sill installation.



Only available with the removable core option

**-TB
NO MOUNTING OPTION**

Suitable for T-Bar lay-in ceiling & custom applications.
Please allow some clearance for installation

